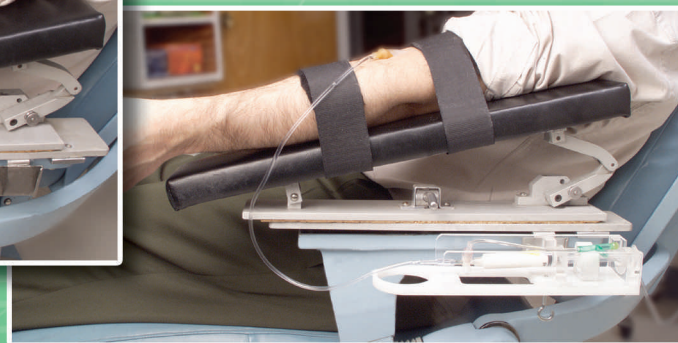


I.V. ADMINISTRATION MADE **SIMPLE** & **SECURE**



The **ACE UNIVERSAL** and
CUSTOM ARMBOARDS

www.acesurgical.com

ACE Surgical Supply Company, Inc. 1034 Pearl Street, Brockton, MA 02301

INTRAVENOUS ANESTHESIA SURGICAL ARMBOARDS

2" wide Velcro straps open and close easily while securely immobilizing patient arm.

Padded armrest is comfortable to patient and cleans easily.

Spring loaded control for elevation. Can be elevated to 60°.

Control for advancing and rotating arm.


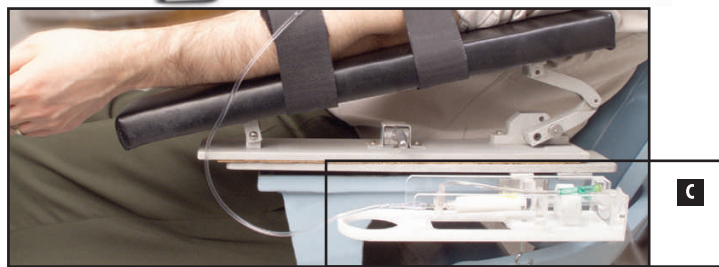

High density, non-slip cork sheet assures positive positioning.



B 003-1158 Custom Arm Board

All aluminum and stainless steel construction.

A 003-1157 Universal Arm Board



A	003-1157	Universal Arm Board (Slips over existing arm)	\$572.05
B	003-1158	Custom Arm Board (Customer needs to send in template stating right or left side) See sidebar for Template Making Instructions	610.00

Arm Board Accessories:

C	003-9089	Side Arm Attachment w/Syringe Guard, for 10cc and 20cc Syringe (Includes "F" and "G" brackets)	\$96.10
D	003-0001	1" Offset Female Bracket	24.45
E	003-0002	2" Offset Female Bracket	22.45
F	003-0003	Flushmount Female Bracket	19.80
G	003-0004	Male Plate, Bracket for Sidearm	6.35
	003-4056	I.V. Pole Bracket for Side Arm Attachment	37.05

Prices Subject to Change Without Notice

TEMPLATE MAKING INSTRUCTIONS

- Step 1: Take the padded arm off of the dental chair; leaving just metal frame.
 - Step 2: Use a piece of cardboard and trace the outer shape of the arm, include all screw holes in your tracing.
 - Step 3: Measure the dimensions from the back of the armrest to the backrest (In its upright position).
 - Step 4: Include model and make of the chair.
- If you have any questions or need assistance please call **800.441.3100**.